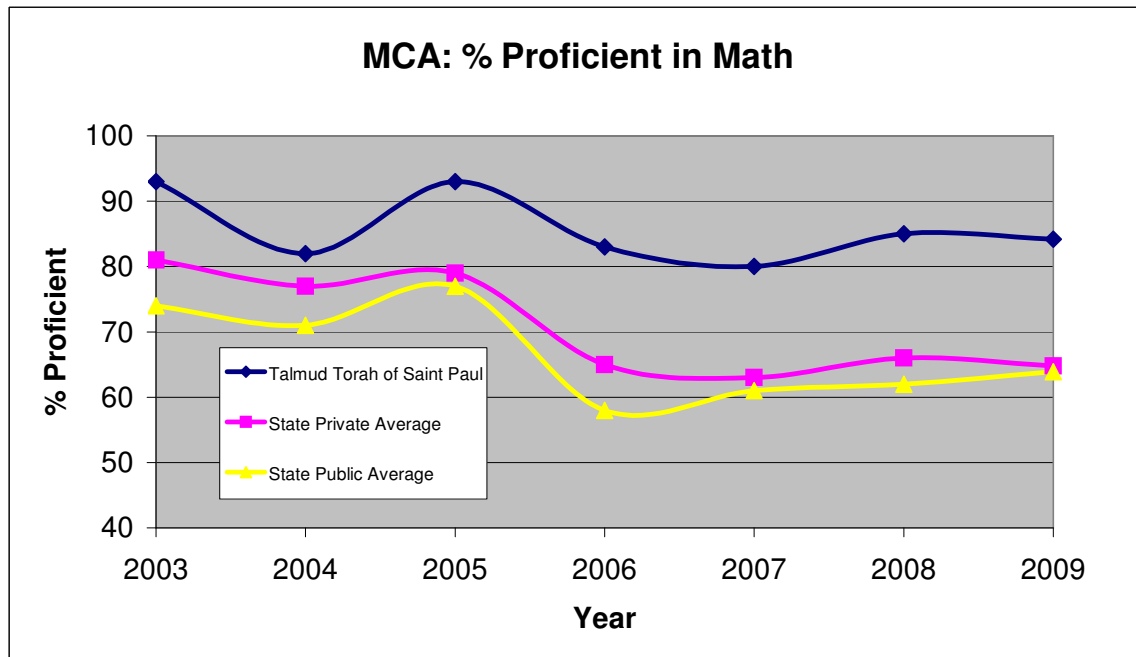
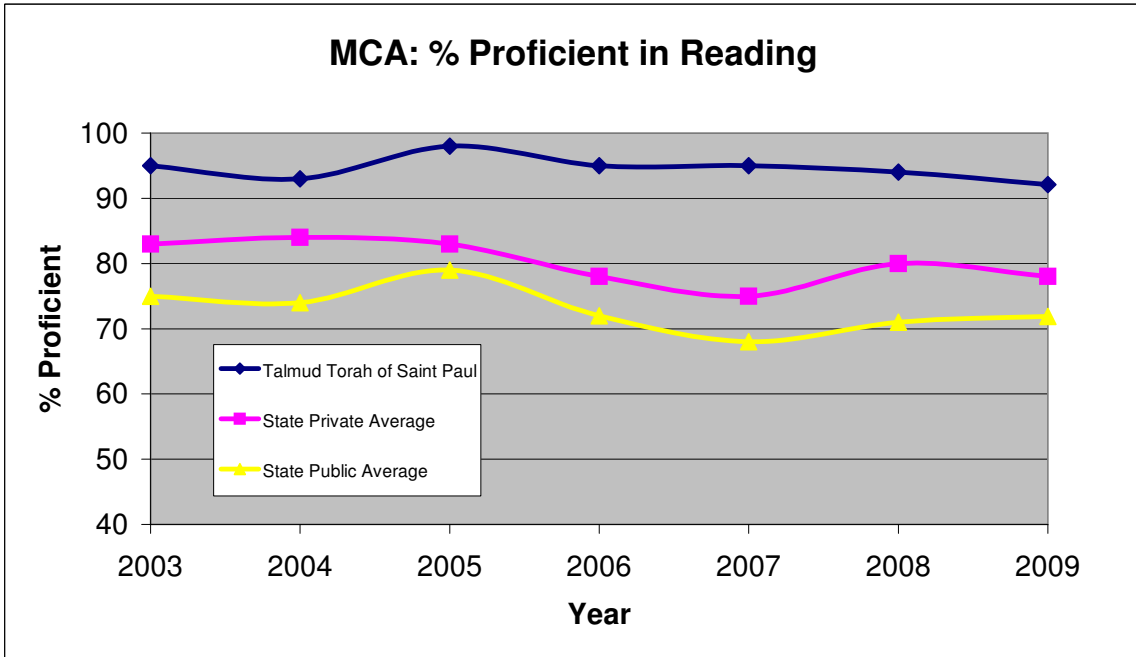


**Talmud Torah of Saint Paul  
MCA Standardized Test Results  
Comparison of Test Scores 2003-2009  
TTSP vs State Averages Public and Private  
% Proficient**

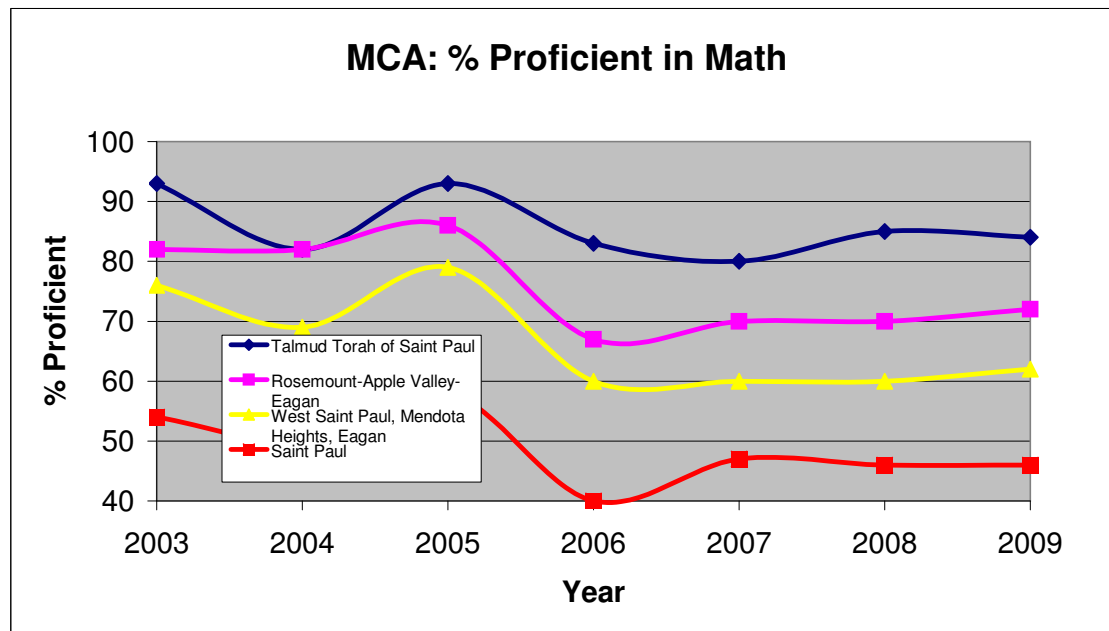
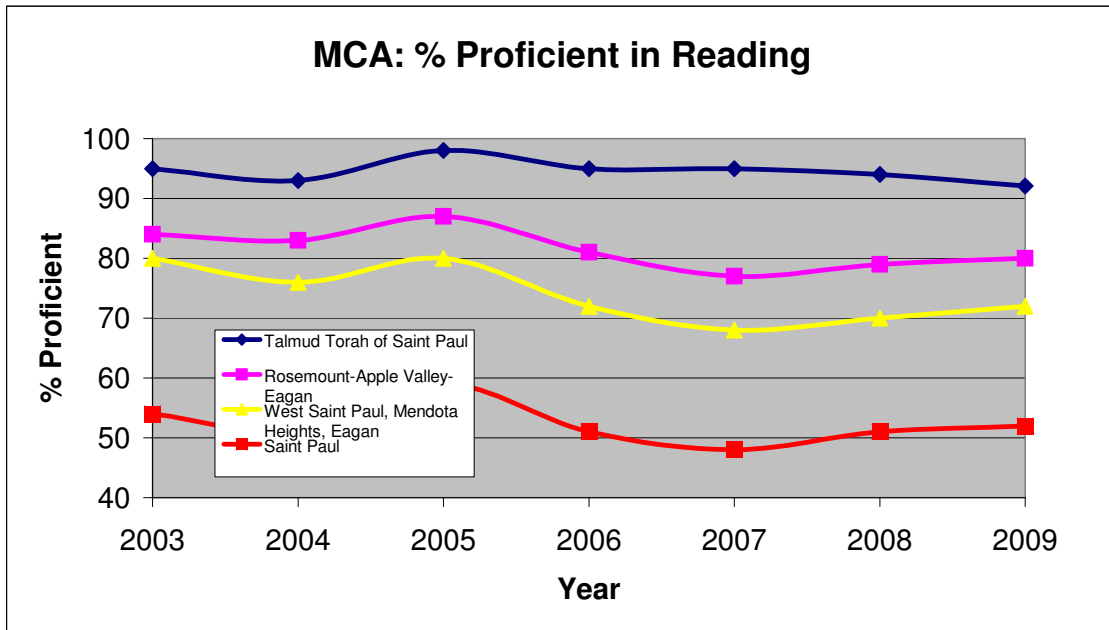
Year	Reading Talmud Torah of Saint Paul	Reading State Private Average	Reading State Public Average	Math Talmud Torah of Saint Paul	Math State Private Average	Math State Public Average
2009	92	78	72	84	65	64
2008	94	80	71	85	66	62
2007	95	75	68	80	63	61
2006	95	78	72	83	65	58
2005	98	83	79	93	79	77
2004	93	84	74	82	77	71
2003	95	83	75	93	81	74



Source: [http://ww2.startribune.com/dynamic/no\\_child/district.php?dst\\_num=0196&dst\\_type=01&dst=metpr](http://ww2.startribune.com/dynamic/no_child/district.php?dst_num=0196&dst_type=01&dst=metpr)  
Minnesota students in third through eighth grade take the Minnesota Comprehensive Assessments (MCAs) in reading and math.

**Talmud Torah of Saint Paul  
MCA Standardized Test Results  
Comparison of Test Scores 2003-2009  
TTSP vs St. Paul and Mendota, Eagan Public  
% Proficient**

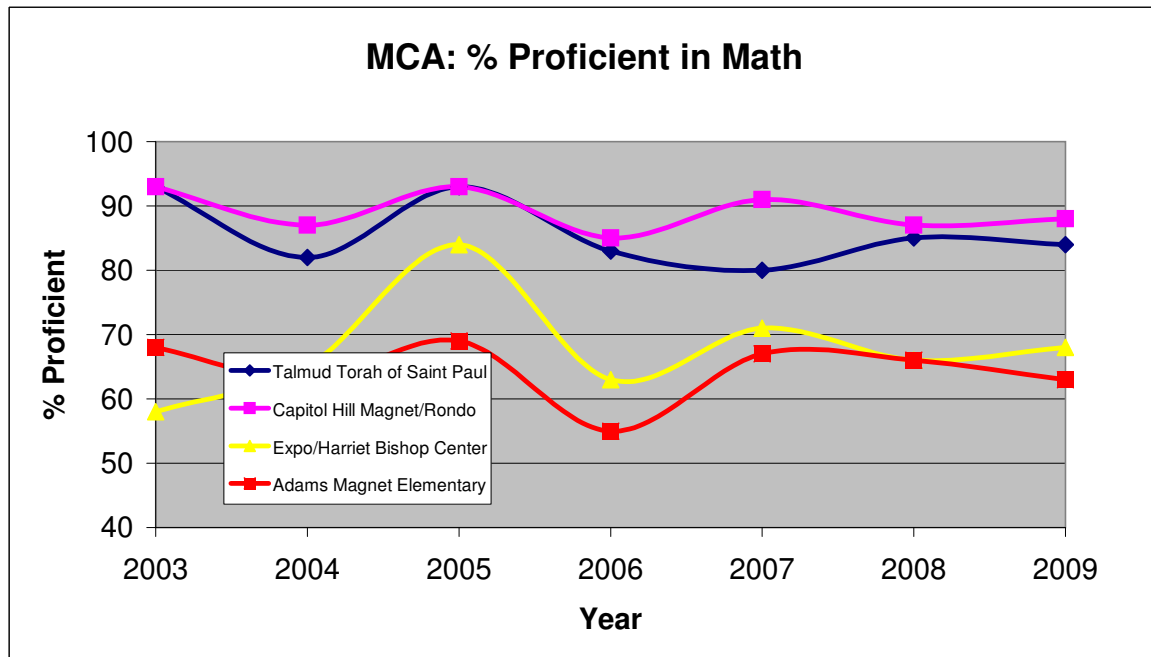
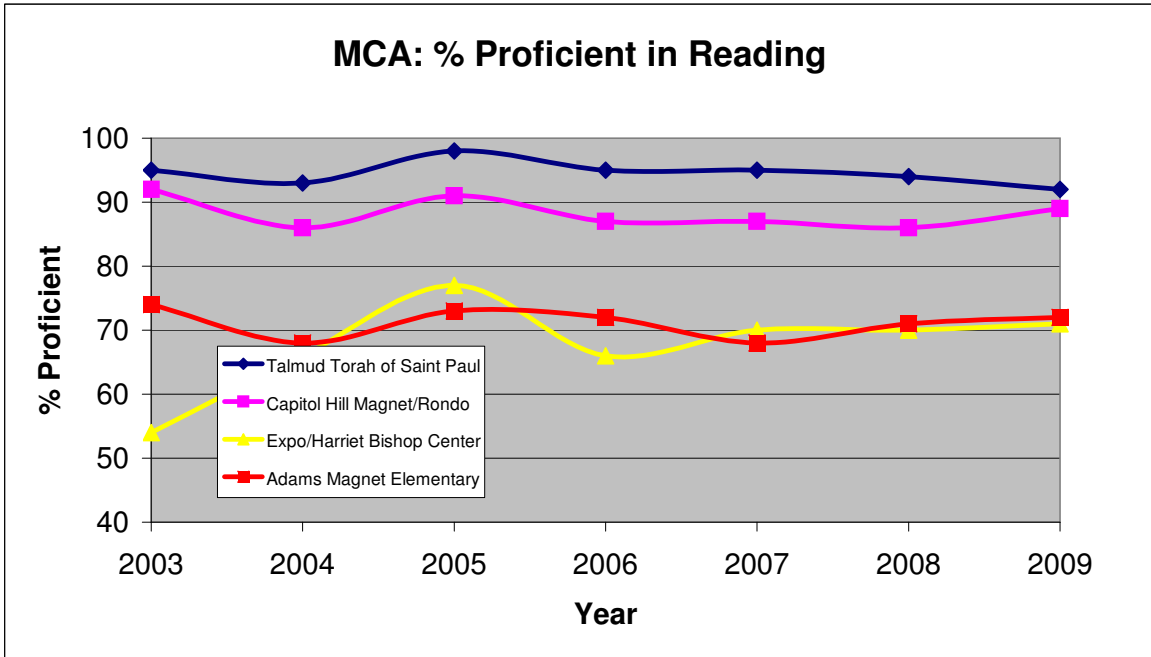
Year	Reading	Reading	Reading	Reading	Math	Math	Math	Math
	Talmud Torah of Saint Paul	Rosemount-Apple Valley-Eagan	West Saint Paul, Mendota Heights, Eagan	Saint Paul	Talmud Torah of Saint Paul	Rosemount-Apple Valley-Eagan	Mendota Heights, Eagan	Saint Paul
2009	92	80	72	52	84	72	62	46
2008	94	79	70	51	85	70	60	46
2007	95	77	68	48	80	70	60	47
2006	95	81	72	51	83	67	60	40
2005	98	87	80	59	93	86	79	58
2004	93	83	76	51	82	82	69	50
2003	95	84	80	54	93	82	76	54



Source: [http://ww2.startribune.com/dynamic/no\\_child/district.php?dst\\_num=0196&dst\\_type=01&dst=metpr](http://ww2.startribune.com/dynamic/no_child/district.php?dst_num=0196&dst_type=01&dst=metpr)  
Minnesota students in third through eighth grade take the Minnesota Comprehensive Assessments (MCAs) in reading and math.

**Talmud Torah of Saint Paul  
MCA Standardized Test Results  
Comparison of Test Scores 2003-2009  
TTSP vs St. Paul Magnets  
% Proficient**

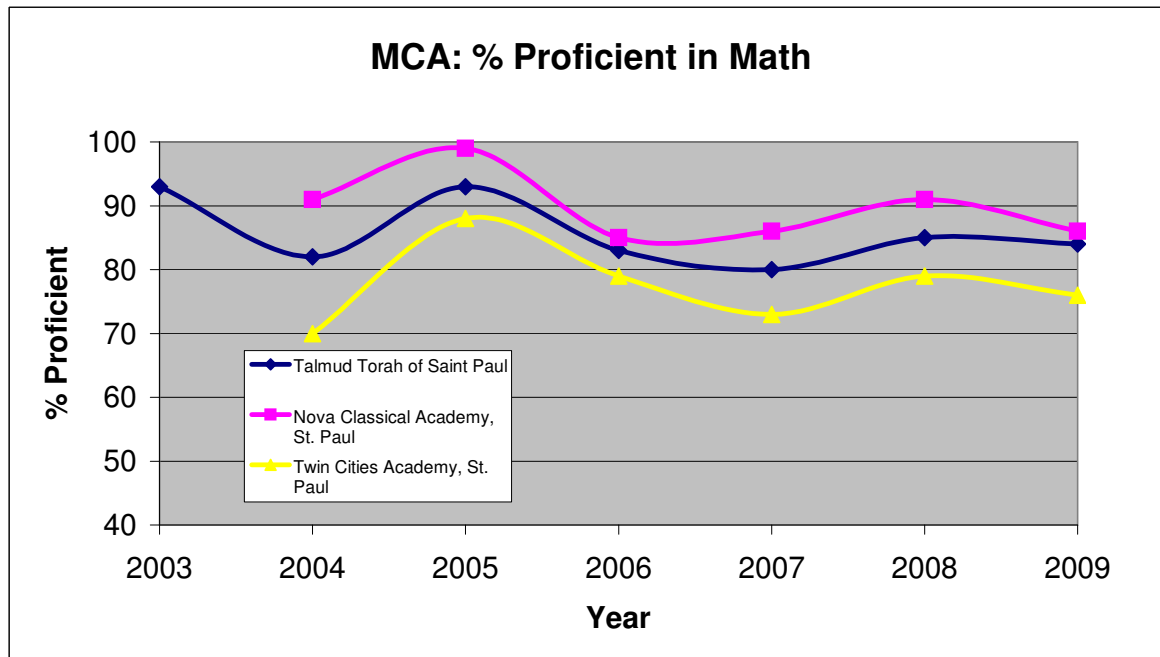
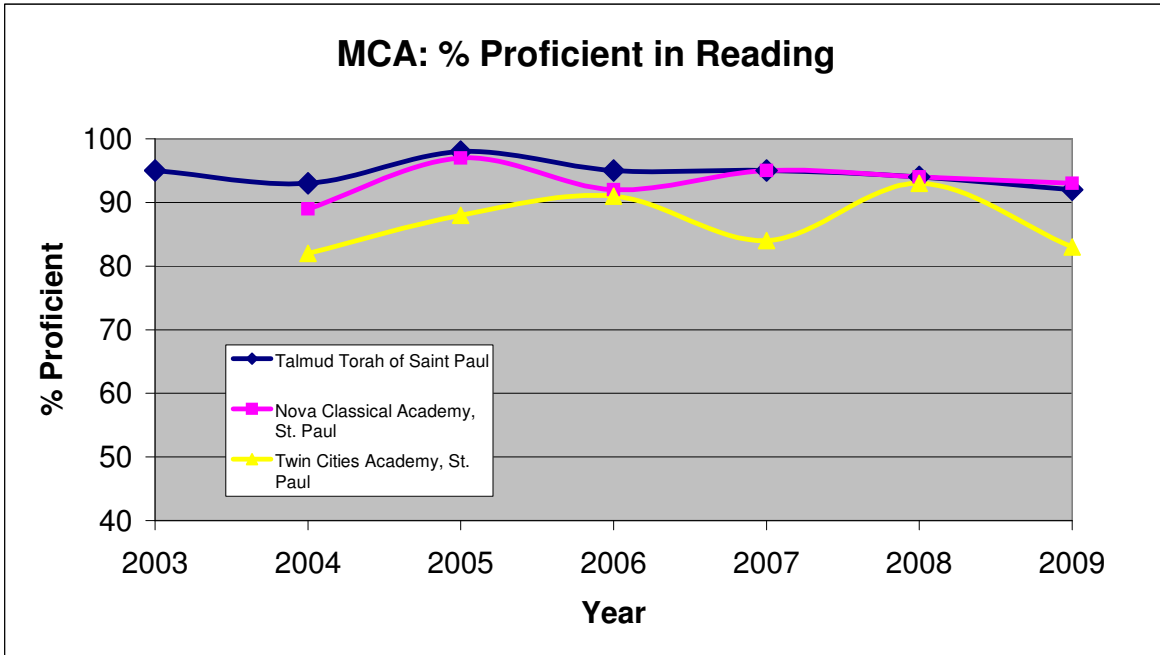
Year	Reading Talmud Torah of Saint Paul	Reading Capitol Hill Magnet/R ondo	Reading Expo/Harriet Bishop Center	Reading Adams Magnet Elementar y	Math Talmud Torah of Saint Paul	Math Capitol Hill Magnet/R ondo	Math Expo/Harri et Bishop Center	Math Adams Magnet Elementar y
2009	92	89	71	72	84	88	68	63
2008	94	86	70	71	85	87	66	66
2007	95	87	70	68	80	91	71	67
2006	95	87	66	72	83	85	63	55
2005	98	91	77	73	93	93	84	69
2004	93	86	66	68	82	87	65	63
2003	95	92	54	74	93	93	58	68



Source: [http://ww2.startribune.com/dynamic/no\\_child/district.php?dst\\_num=0196&dst\\_type=01&dst=metpr](http://ww2.startribune.com/dynamic/no_child/district.php?dst_num=0196&dst_type=01&dst=metpr)  
Minnesota students in third through eighth grade take the Minnesota Comprehensive Assessments (MCAs) in reading and math.

**Talmud Torah of Saint Paul  
MCA Standardized Test Results  
Comparison of Test Scores 2003-2009  
TTSP vs Nova Classical and Twin Cities Academy  
% Proficient**

Year	Reading Talmud Torah of Saint Paul	Reading Nova Classical Academy, St. Paul	Reading Twin Cities Academy, St. Paul	Math Talmud Torah of Saint Paul	Math Nova Classical Academy, St. Paul	Math Twin Cities Academy, St. Paul
2009	92	93	83	84	86	76
2008	94	94	93	85	91	79
2007	95	95	84	80	86	73
2006	95	92	91	83	85	79
2005	98	97	88	93	99	88
2004	93	89	82	82	91	70
2003	95			93		



Source: [http://ww2.startribune.com/dynamic/no\\_child/district.php?dst\\_num=0196&dst\\_type=01&dst=metpr](http://ww2.startribune.com/dynamic/no_child/district.php?dst_num=0196&dst_type=01&dst=metpr)  
Minnesota students in third through eighth grade take the Minnesota Comprehensive Assessments (MCAs) in reading and math.